




FOR CHURCHES AND CHURCH PLANTS

Bearing Witness of Him!



a visitation and evangelism training program

CHURCH EXTENSION MINISTRIES

CONTENTS

PAGE

• Why do we witness and evangelize?	2
• Basics to Evangelistic Visitation	3
• An Evangelistic Visitation Program	8
• Visitation-Assimilation Step-by-Step Chart	10
• Addendums	
Visitation and its Rewards	11
Bible plans for giving the Gospel	12
Do's and Don'ts	14
Log Sheet	15
Results Form	16
Captain's List (Tags)	17
Monthly Attendance Sheet	18
Results Reporting Form	19
Bible Insert	20
Tracts Usage	21



Rev. David E. Gundrum, Director

PO Box 3534, Allentown, PA 18106 · Phone: 610-769-4337 · fax: 610-769-4338
office@churchplantingbfc.org · www.churchplantingbfc.org · Facebook @BFCchurchplanting
(September 2019)

Why do we witness and evangelize?

- ❖ **It is *commanded!*** – Mt. 28:19-20; Acts 1:8
A command to the entire Church and not merely a small group.
- ❖ **It brings *approval!*** – II Tim. 2:15; Prov. 11:30
God approves of such a ministry and blesses the efforts. It also is a wise endeavor to bring a person to confrontation with the truth.
- ❖ **It demonstrates *concern!*** – II Pet. 3:9
God desires to give all “Jerusalem, Judea, Samaria, and the world” the opportunity to hear the Gospel and people to repent and be saved.
“... *Whatever is on the heart of God should be on our heart...*”
- ❖ **It fights the *devil!*** – Rom. 10:1; II Tim. 4:7
We battle for a sinner’s soul and if they are a Christian, we battle to encourage them to be holy. “*Sometimes the best defense is a great offense.*”
- ❖ **It is a *compulsion!*** – Rom. 10:14-15
In every Christian’s heart they know they are required to be a witness for God, yet it is the most difficult understanding to put into action. It is attacked most severely and yet reaps God’s greatest rewards: salvation or recommitment.
- ❖ **It is a *thrill!*** – II Cor. 5:17; Ps. 126:5
The thrill of seeing sinners saved and changed.
- ❖ **It demonstrates *obedience and thanksgiving!*** – I Cor. 15:57
Because of what He has done in saving us, we joyfully obey and thank Him through following His commands.
- ❖ **It is the *means of God’s plan to save!*** – Rom. 8:29-30; cf. 10:14-15
God not only ordains the ends of all things, but also the means to the ends.
- ❖ **Because *Christ humbled Himself to visit sinners!*** – Phil. 2:1ff.; Jn. 1:15

Basics to Evangelistic Visitation

I. The Visitor's Qualifications

- A. They have **Confidence!** - Confident of their own salvation
Jn. 5:24; I Jn. 5:12
 - 1. Assurance is based upon
 - a. The Word of God – I Jn. 5:13
 - b. The Holy Spirit – Rom. 8:16
 - c. The decree of God – Rom. 8:28-30
 - 2. Assurance results in a witness – Acts 4:20; 9:20; I Thes.1:5

- B. They walk with the **Spirit!**
 - 1. Emptied of unholy spirits – Lk. 9:33-49, 54-62
 - 2. Reliance on the Spirit
 - a. For power and service – Acts 1:8
 - b. For keeping – I Pet.1:5
 - c. For guidance – Acts 8:29
 - d. For the Word – Jn.14:26; 16:13

- C. They **Pray!**
 - 1. Objects of prayer
 - a. The laborers – Mt. 9:37-38
 - b. Ours and other ministries – Acts 6:4
 - c. The unsaved – I Tim. 2:1-6
 - 2. Personal requests:
 - a. To be led to people
 - b. For God to prepare hearts to be receptive
 - c. For the Spirit to surface the Word
 - d. To be discerning
 - e. For God to add His power to the witness
 - f. To not leave without giving the Gospel
 - 3. Prayer leads to dependence on God for results to our witness – Jn. 16:8-10;
Acts 16:14

II. Christ's Methods – Jn. 4

- A. Christ's visitation **Character** – v. 4
 - 1. Motivated – must
 - 2. Movement – go
 - 3. Mission – through Samaria

- B. Christ's visitation **Determination** – v. 5-6
 - 1. Tired, hungry, thirsty
 - 2. Social and cultural differences

- C. Christ's visitation **Discernment** – v. 6ff
 - 1. The time of day
 - 2. The place
 - 3. The woman
 - 4. The woman's religion
 - 5. The woman's personal life

- D. Christ's visitation **Obstacles** – v. 9ff
 - 1. Prejudice
 - 2. Sex
 - 3. Ignorance
 - 4. Sin
 - 5. Religion

- E. Christ's visitation **Approach** – unknown to known
 - 1. The average person's view
 - a. Proud – v. 9
 - b. Ignorant – v. 10
 - c. Unsatisfied – v. 15
 - d. Sinful – v. 18
 - e. Deceived – v. 22
 - 2. Steps to perception of Christ
 - a. A Jew – v. 9
 - b. Sir – v.11
 - c. A Prophet – v. 19
 - d. Messiah – v. 25-29

III. Opportunities for Witness – How to Begin

- A. Expectancy - be alert
 - 1. A concern for people – I Cor. 9:16
 - 2. A concern for God's plan and purpose – Rom. 8:28-30

- B. Guidelines for opportunities
 - 1. Don't force opportunities
 - a. Pray for opportunities – Acts 10:9
 - b. Be alert – I Pet. 3:5
 - c. Meditate on the Word – Ps. 119:105
 - d. Be yielded to the Holy Spirit – Mk. 1:17
 - e. Cultivate an attitude of watchfulness – Rom. 1:15
 - 2. Don't miss opportunities – any time, any place, and any person
 - 3. Tact is essential
 - 4. Hindrances when in contact with sinners
 - a. Abruptness – learn to listen
 - b. Argumentative – this usurps God
 - c. Antagonistic – this closes doors

5. “Be’s” in making contact
 - a. Be open – make people feel at ease
 - b. Be persistent – break people’s resistance with interest in them and tactfulness
6. Open doors
 - a. Some will ask – I Pet. 3:15
 - b. Some will be prepared – Acts 8:30
 - c. Afflictions will open doors – Mk. 5:28
 - d. Circumstances prepare the way – Mk. 5:33
 - e. Death awakens people – Jn. 11:45
 - f. Remarks (cursing, joking) create openings

IV. Visitation and its Rewards! (See Addendum)

- A. Rewards for the Lord
- B. Rewards for the visitor
- C. Rewards for the visited
- D. Rewards for the Church

V. Bible Plans for Giving the Gospel (See Addendum)

...Christ himself, the great and good Shepherd, that has the whole to look after, does yet take care of every individual; like him whom He describes in the parable, who left “ninety and nine sheep in the wilderness, to seek after one that was lost ” (Luke 15:4). The prophets were often sent to single men. Ezekiel was made a watchman over individuals, and was commanded to say to the wicked, “Thou shalt surely die” (Ezek. 3:18). Paul taught his hearers not only “publicly but from house to house” (Acts 20:20); and in another place he tells us, that he “warned every man, and taught every man, in all wisdom, that he might present every man perfect in Christ Jesus” (Col 1:28). Many other passages of Scripture make it evident that it is our duty to take heed to every individual ¹.

VI. A Format for a Visit

- **INTRODUCTION** upon arrival at the home.
*Hello, I am _____ and this is _____ from the Bible Fellowship Church.
 Do you have some time for a visit?*

NOTE: There is a captain who takes the lead and a prayer partner who observes and prays.

¹Baxter, R. 1996. *The Reformed Pastor*. Index created by Christian Classics Foundation. (electronic ed. taken from the 1974 Banner of Truth ed. edited by William Brown.). Christian Classics Foundation: Simpsonville SC.

- **CONVERSATION in home**
 - (1) Discuss their secular life: job, children, school, and hobbies.
 - (2) Discuss their church background: present and past.
 - (3) Discuss our church: our ministries, location, times, basic beliefs.
 - (4) Give your salvation testimony or a way God is presently working in your life.

- **The QUESTIONS**
 - (1) *“If you were to die today, do you know for certain that you will go to heaven?”*

 - (2) *“If you were to die tonight and stand before God, and He were to say, “Why should I let you into my Heaven?” what would you say?”*

- **Give the GOSPEL**
 - (1) Present a plan of the Gospel that you are comfortable with and have rehearsed.
 - (2) Keep on track (“That’s a good question/comment; we will get back to that.” – Stay off rabbit trails).

- **The COMMITMENT**
 - (1) The question – *“Is there any reason why you cannot ask Jesus to be your Savior NOW?”*
 - (2) Clarify/Pray:
 - a. Admit your need – I am a sinner
 - b. Turn from your sins – Repent
 - c. Believe Jesus died for you – the Cross
 - d. Through prayer ask Jesus to save you and come into your heart.

- **The ASSURANCE**
 - (1) Did you sincerely ask Jesus into your heart?
 - (2) Read: Rom. 10:13; Jn. 1:12; I Jn. 5:11-12

- **The FOLLOW-UP**
 - (1) See if they have a Bible; if not get them one by the next day. Better yet, carry an extra give-away Bible on your visit.
 - (2) Give a Bible study course. The church should supply these to the people, e.g. Billy Graham’s, “What’s Next”; the “Milk for New Christians” then “Meat for Growing Christians” series, etc.
 - (3) Set up a follow-up visit for the next week – a more personal time for breakfast, lunch, etc.
 - (4) Plan to meet them at church and introduce them to the pastor.
 - (5) Pray for their decision and share your meeting with the director of visitation and the pastor.
 - (6) Arrange discipleship.

NOTE: (1) See “Do’s and Don’ts” Addendum
 (2) Further reference — Evangelism Explosion (EE) format and
 materials: www.eeinternational.org

VII. Developing a local church visitation and outreach

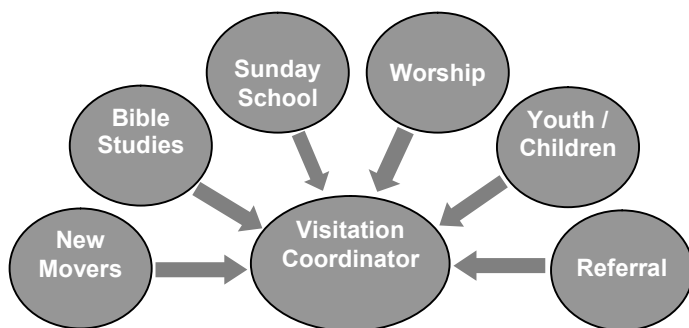
- Seek to recruit, establish, and train a **Visitation Coordinator** and **Visitation Team**.
- Many **evangelism/visitation formats** are available. Find the format that will fit the church’s doctrinal distinctive, size of the church, and cultural setting, e.g. Evangelism Explosion – highly recommended.
- The coordinator and team should **attend a training session** offered by a group such as [Evangelism Explosion](http://www.eeinternational.org).
- The team needs to develop its own purpose statement, objectives, training format, materials/forms, schedule for the ministry, and then **present the ministry to the church** and seek to recruit volunteers from the church for training.
- The team will present the ministry to the various department heads and staff of the church: Christian education, children’s and youth ministries, seniors, etc. These department heads and staff will need instruction on how to **feed visitor names and new contacts into the visitation program**.
- Establish your first training session, inviting recruits, along with other interested people in the church. **Seek firm commitments** from the recruits and place them on the visitation schedule. Some people will want to come out every week, while others prefer one or two weeks a month.
- **Train visitation team leaders** in how to hold a night of visitation: meeting with the teams and discussing their assignments, sending them out, reviewing their visits upon return.
- The coordinator will **begin gathering names for visitation**, set up a schedule for the teams, produce the assignment sheets, and announce the first visitation night.
- Hold the **first visitation night** with enthusiasm and prayer.
- The coordinator will **review the visits** the day following visitation night, noting comments, prayer requests, and the next steps for follow-up, and pass along a report to the pastor and/or elders.
- Ongoing recruiting and at least two training sessions need to be in place throughout the year. **This ministry is challenging** and some will drop out; therefore fresh recruits are necessary for an ongoing visitation program.

An Evangelistic Visitation Program

Visitation Step-by-Step

1. Collect the Contacts

- Worship – pass out visitor packs or visitor cards, have them filled out and collected.
- Sunday School/Bible studies, etc. – have visitor cards filled out and handed in from teachers.
- Youth and all ministries – Have visitor cards filled out and handed in from leaders.
- VBS and all Outreaches – Have visitor cards filled out and handed in from leaders.
- Referrals – have the congregation made aware of the visitation ministry and encourage them to fill out visitor card with info on people they would like visited.
- *New Movers, etc.* – It would be beneficial to subscribe to a listing of new people who move into the target area of the church.



2. Log in the contacts

- Fill out the **Log Sheet** (See Addendum) from the contact cards: name, address, phone, area of contact, i.e. worship, Sunday school, referral, VBS, etc.
- Keep contact cards in a file.

3. Make a **Results Form** (See Addendum) for each contact

- List last name in upper left corner of form.
- Put contact area in upper right corner of form i.e. Worship, Sunday School, referral.
- List name/address/phone.
- List date and any info on the form.

4. Make a **Captain's List (Tags)** (See Addendum) on yellow paper

- List captain's name and date.
- List names for visitation – revisits and new contacts.
- List appropriately, i.e. males to males, females to females, youth worker with youth, etc. each captain gets at least three contacts.
- Cut the paper captains tags and clip to the results forms. Use one results form for each name on tag.

5. Meet for pre-visitation assignments

- Teams sign in on *Attendance Sheet*. (See Addendum)
- Visitation coordinator gives a five minute devotional.
- Coordinator reviews the assigned results forms.
- A time of prayer for safety, open doors, the words to share, etc.
- Check stock of tracts, church brochures, Bibles, “Now What” or MILK booklets, etc.
- Leave with expectancy for God to bless the visits.

6. Wrap-up session

- Coordinator logs in statistics on *Results Reporting Form*. (See Addendum)
- Discuss contacts.
- Make sure results forms are filled in properly (date, initials, further contact).
- Pray before leaving.

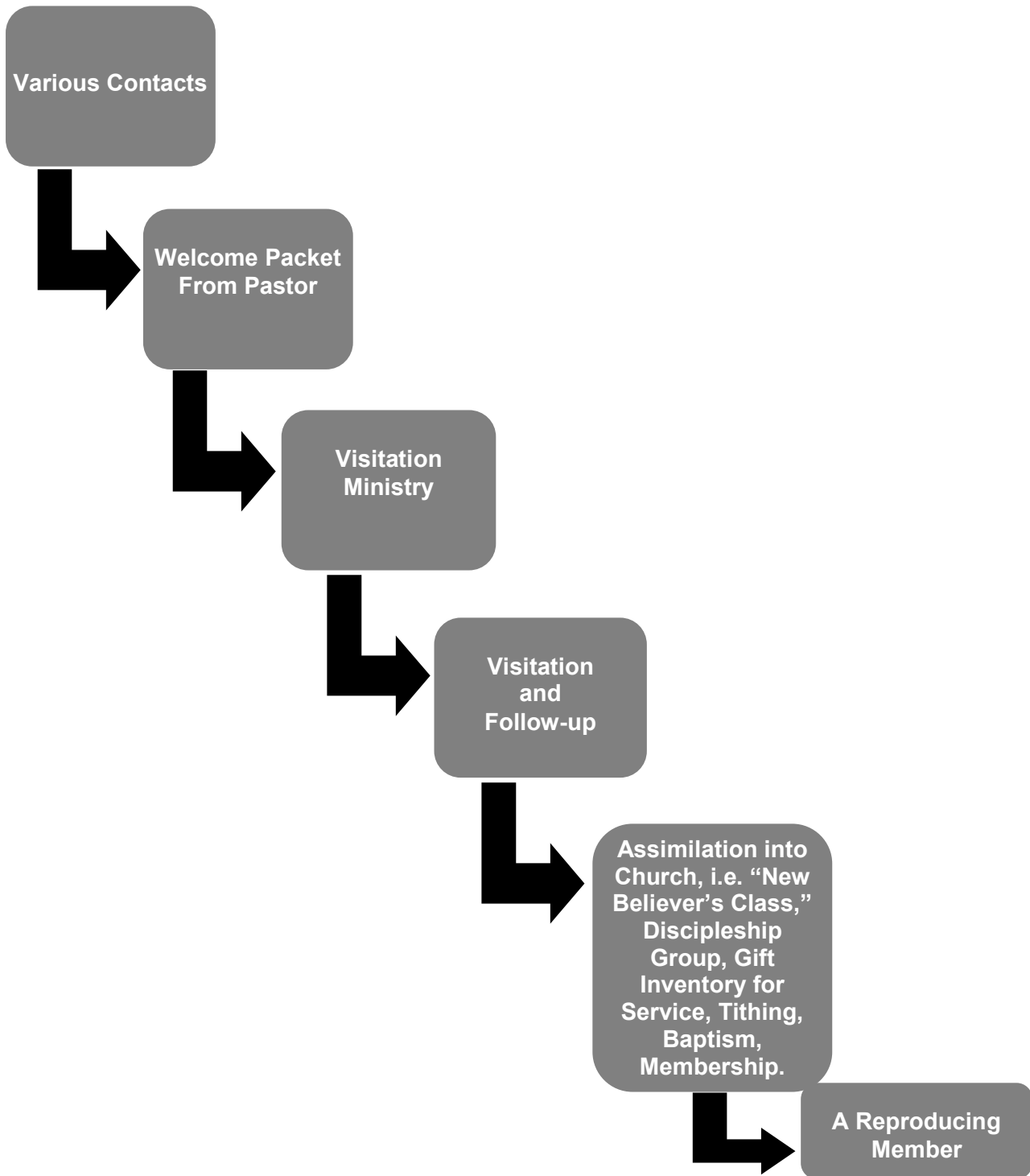
7. Prayer Listing

- Coordinator lists prayer requests on a sheet and gives to prayer meeting leader.

8. Coordinator arranges results forms from the week’s visits

- Put those to be revisited into a *Revisit Pack* and those not home back into the *Results Forms* pack. Erase the date and captains initials. If a revisit contact was not home then put into revisit pack.
- Put results forms that are complete into a “closed” file.

Visitation-Assimilation Step-by-Step Chart



Visitation and its Rewards

1. Rewards for the Lord

II Tim. 2:2 gives us the picture of the Apostle Paul, *travailing in birth*, until he could see Christ formed in the sinner. This indicates how hard the Apostle wanted to see people saved for the Lord and in response to the Lord's command to be witnesses. He also considered himself an *ambassador* (II Cor. 5:20). Two things stand out here. First, the Lord wants his children to be obedient to his command to witness and seek the lost. Second, on this mission we act on behalf of God. When we are obedient to go and witness and submit to His ambassadorship, God is well pleased.

2. Rewards for the Visitor

In light of what was said about the blessing God receives when His children obey Him and humbly serve Him as they battle for lost souls, so too, the visitor receives blessings when he/she obeys and recognizes his/her ambassadorship in Christ. What greater joy is there than to serve the God of the universe? Those who visit and lead people to the Cross through the giving of the Gospel are energized, excited, and experience an overwhelming joy in knowing they have obeyed the Lord and that they had a part in giving the life of Christ to dead sinners or backslidden Christians. Certainly the greatest reward is to one day hear, *Well done, my good and faithful servant...* (I Thess. 2:19)

3. Rewards for the Visited

To be part of God's army for the Gospel and to be called upon to visit people who are searching, in need, or have no hope, is a blessing for the person being visited. They may not realize it, but they are part of God's sovereign, providential plan in having you arrive on their doorstep and be given a warm presentation of the Gospel and its hope for now and eternity. People who are without the Savior, or Christians who have drifted away from the Lord and His Church, will be blessed by a visit that challenges them with the Gospel in love and grace. One visit could end in the salvation of a soul for eternity or the restoration of a Christian.

4. Rewards for the Church

When the church hears of its leaders and others taking time to visit people and share the Gospel, it encourages the church. The church will experience growth, new people will start attending, and with them there will be a renewed atmosphere of spiritual happenings. A need for discipleship will increase among all the people. Many churches are stagnant and dying because they have not heard testimony of people being saved, baptized and disciplined. Visitation can open the doors of salvation, baptism, and a surge of desire on the part of all the church to be witnesses. Visitation can be the greatest instrument that the Holy Spirit will use to lift a church from its sluggishness.

Bible plans for giving the Gospel

- **The Four Laws** presentation was put together by Campus Crusade for Christ and is used on many college campuses around the world. It can be summarized as follows:

1. God LOVES you and offers a wonderful PLAN for your life.
2. Man is SINFUL and SEPARATED from God. Therefore, he cannot know and experience God's love and plan for his life.
3. Jesus Christ is God's ONLY provision for man's sin. Through Him you can know and experience God's love and plan for your life.
4. We must individually RECEIVE Jesus Christ as Savior and Lord; then we can know and experience God's love and plan for our lives.

- **The Way of the Master**

“The Way of the Master” focuses on using the law as a means of helping a person know that they are a sinner, before the Good News is explained to them. This is seen by adherents as not only relevant to the modern culture (which seems to have little knowledge of the seriousness of sin or the severity of its consequences), but also as a basic principle of biblical evangelism, which Jesus himself used.

- **Two Ways to Life**

Authored by Phillip Jensen, “Two Ways to Live” is a simple, memorable summary of the Gospel, including some of its necessary presuppositions and background. The steps have a basic script that is learned by rote; though users are encouraged to adapt the delivery of their presentation to their own style and to the situation. The six points provide a brief summary of the whole Bible story, and fit together as a coherent set of propositions:

1. God the creator; humanity ruling under His authority.
2. Humanity rebels, wishing to run things its own way.
3. God judges (and will judge) humanity for this rebellion.
4. In his love, God sends Jesus to die as an atoning sacrifice.
5. In his power, God raises Jesus to life as ruler and judge.
6. This presents us with a challenge to repent and believe.

- **How can I Know God?** Rev. Tim Keller, Redeemer Presbyterian Church, New York City
<http://www.vt.ruf.org/how-can-i-know-god->

- **The Romans Road** refers to verses, all taken from the Book of Romans, that present the plan of salvation. How can our sins be forgiven? How can we be right with God? How can we have eternal life? These verses tell us that we must accept that we are sinners, that Christ died to pay our sin penalty so that God can forgive us. We believe in the Lord Jesus and call on Him to forgive us and save us. Memorize these verses; please pay attention to their meaning! Remember, you only need to memorize these verses in one version. So choose your version (NIV, NASB, or KJV).

-

NIV (New International Version)

- Rom. 3:10 “As it is written: ‘There is no one righteous, not even one...’”
- Rom. 3:23 “...for all have sinned and fall short of the glory of God...”
- Rom. 5:8 “But God demonstrates his own love for us in this: while we were still sinners, Christ died for us.”
- Rom. 6:23 “For the wages of sin is death, but the gift of God is eternal life in Christ Jesus our Lord.”
- Rom. 10:9 “That if you confess with your mouth, ‘Jesus is Lord,’ and believe in your heart that God raised him from the dead, you will be saved.”
- Rom. 10:13 “for, ‘everyone who calls on the name of the Lord will be saved.’”

New American Standard (NASB)

- Rom. 3:10 “As it is written, ‘There is none righteous, not even one...’”
- Rom. 3:23 “For all have sinned and fall short of the glory of God...”
- Rom. 5:8 “But God demonstrates His own love toward us, in that while we were yet sinners, Christ died for us.”
- Rom. 6:23 “For the wages of sin is death, but the free gift of God is eternal life in Christ Jesus our Lord.”
- Rom. 10:9 “...that if you confess with your mouth Jesus as Lord, and believe in your heart that God raised Him from the dead, you will be saved.”
- Rom. 10:13 “for ‘whoever will call on the name of the Lord will be saved.’”

KJV (King James Version)

- Rom. 3:10 “As it is written, ‘There is none righteous, no, not one...’”
- Rom. 3:23 “For all have sinned, and come short of the glory of God...”
- Rom. 5:8 “But God commendeth his love toward us, in that, while we were yet sinners, Christ died for us.”
- Rom. 6:23 “For the wages of sin is death; but the gift of God is eternal life through Jesus Christ our Lord.”
- Rom. 10:9 “That if thou shalt confess with thy mouth the Lord Jesus, and shalt believe in thine heart that God hath raised him from the dead, thou shalt be saved.”
- Rom. 10:13 “For whosoever shall call upon the name of the Lord shall be saved.”

The Plan in Christ’s Own Words

1. The sinner’s need – Lk. 5:32
2. The sinner’s sacrifice – Jn. 10:11
3. The sinner’s invitation – Mt. 11:28
4. The sinner’s forgiveness – Lk. 7:48, 50

The Simplified Plan

1. Salvation needed – Rom. 3:23
2. Salvation provided – I Pet. 2:24
3. Salvation offered – Eph. 2:8
4. Salvation accepted – Jn. 1:12

Do's and Don'ts

- Do watch your grooming and manner of dress
- Do ask a friend if you have bad breath
- Do ask permission to ask questions
- Do start where the person is
- Do quote just the relevant portion of the verse
- Do anticipate objections and preclude them, if possible
- Do stress the positive benefits of the Gospel
- Do dangle your bait in front of the prospect
- Do ask your prospect's opinion
- Do smile, especially as you ask the two commitment questions
- Do listen to your prospect talk
- Do be overly modest as you talk about your church
- Do avoid critical comments about other congregations
- Do be conservative in your estimation of what happens on your visit
- Do make your exit sweet
- Don't carry a large Bible on your visit
- Don't sit in the car at the prospect's house and pray
- Don't give the references when you quote Scripture
- Don't use leading questions
- Don't use misleading questions
- Don't feel you have to secure a profession
- Don't laugh outside the home en route to your car

Log Sheet

NAME	ADDRESS	PHONE	CONTACT AREA
1.			
2.			
3.			
4.			
5.			
6.			
7.			
8.			
9.			
10.			
11.			
12.			
13.			
14.			
15.			
16.			
17.			
18.			
19.			
20.			
21.			
22.			

Captain's List (Tags)

CAPTAIN -	DATE -
VISIT NAME	ADDRESS
1.	
2.	
3.	
4.	
5.	

CAPTAIN -	DATE -
VISIT NAME	ADDRESS
1.	
2.	
3.	
4.	
5.	

CAPTAIN -	DATE -
VISIT NAME	ADDRESS
1.	
2.	
3.	
4.	
5.	

CAPTAIN -	DATE -
VISIT NAME	ADDRESS
1.	
2.	
3.	
4.	
5.	

Monthly Attendance Sheet

MONTH _____

Visitation Weekly Sign-In Sheet – Please Initial

DATE -	DATE -	DATE -	DATE -	DATE -	DATE -
1.					
2.					
3.					
4.					
5.					
6.					
7.					
8.					
9.					
10.					
12.					

Results Reporting Form

Visitation – Results Reporting Form

Date - Date - Date - Date - Date -

Totals

# Homes Visited						
# Professions Of Faith						
# Tracts/ Literature						
# Total Visitors						

Comment:	Prayer Request:

Professions of Faith:	
Name	Visitors
1.	
2.	
3.	
4.	
5.	
6.	
7.	
8.	

Bible Insert

Keep in Back of Your Bible

Assurance & Security

I Jn. 5:12; Jn. 5:24; Phil. 1:6; Jn. 10:28-29; Heb. 13:5;
Rom. 8:35-39

Forgiveness & Cleansing

I Jn. 1:9; Ps. 119:9; Is. 55:7

Public Confession

Mt. 10:32; Lk. 12:8, 9

Leading

Prov. 3:5, 6

Dedication

Rom. 12:1, 2

Victory

Rom. 6:11-13
I Jn. 5:4; Rom. 10:17

Baptism

Water – Mt. 28:19; Mk. 16:16; Acts 8:35-38
Spirit – Rom. 6:3-5; I Cor. 12:13

Lord's Table

Mt. 26:26-29; Acts 2:42; I Cor. 11:23-34; Acts 20:7

Church Membership & Attendance

Acts 2:42-47; Rom. 16:5; Heb. 10:25; Gal. 1:2; Rom. 16:1;
Rev. 2, 3

Tracts Usage

Tracts can be one of the best ways to have a personal witness in an impersonal culture. They can initiate and supplement personal witness and cost less than any other form of evangelism.

Note several principles for a tract ministry:

- ❖ ***Pray when you distribute tracts*** – Only the Holy Spirit wins souls for Christ. Therefore, you must pray to be led to the right person, select the most appropriate tract, and that the reader will understand the tract.
- ❖ ***Give out appropriate tracts*** – A tract should fit the needs of the person.
- ❖ ***Talk with the person if possible*** – Learn the person’s needs, lead him to the tract and have the person agree to read the tract.
- ❖ ***Offer tracts with a friendly spirit*** – Offer with genuineness and a concerned, friendly approach.
- ❖ ***Don’t be pushy and forceful*** – Distribute tracts carefully, prayerfully, and judiciously. It is better to have twelve tracts handed out that are well prayed for and carefully given than to indiscriminately pass out one hundred.
- ❖ ***Use attractive tracts*** – Most people will only read what is colorful, catchy, and appealing. Use ones that are well written and have a good lead into the tract.
- ❖ ***Use positive, constructive tracts*** - Use tracts that present the truth of the Gospel and not attack other religions or groups.
- ❖ ***Be innovative with your use of tracts*** – Use tracts in letters you write, bills you pay, greeting cards, and books that you lend out. Take them on hospital visits; leave them sitting in your bathrooms at home. Be creative!
- ❖ ***Keep tracts in good condition*** – Make sure your tracts are clean and fresh looking. Maybe keep your tracts in a tract purse or holder; these are available through American Tract Society or just acquire your own.
- ❖ ***Use a “Tract a Day”*** – begin today to keep tracts with you and set a goal of handing out one tract a day.

Note: The visitation coordinator should seek the permission of the church to purchase tracts and have them set out for the visitation teams to stock before they go out on visitation; also, encourage the church to set up a tract rack in the main entrance of the church to encourage the congregation to distribute a tract a day. The church could have a “Tract of the Month” placed in the bulletin one Sunday a month and encourage its people to pray and hand out the tracts.